

Test laboratory for the fire behavior of building materials, Dipl.-Ing. (FH) Andreas Hoch
Testing, supervising and certifying body, authorized by the building supervision authority

TEST REPORT

PZ-Hoch-171026

for the proof of Fire behaviour according to DIN 4102, part 1

Translation of the German test report – no guarantee for translation of technical terms

company	Vescom B.V. St. Jozefstraat 20 NL-5753 Deurne
description of samples	fabric consisting of 100% Polyester, flocked on one side colour: green / white
name of the material	„Bray + print“
sampling	by the company itself
content of request	Proof of flammability to classify building materials to class B1 “schwerentflammbar” according to DIN 4102, part 1
validity of test report	31.08.2022
result	The examined product meets the requirements of class B1 for “schwerentflammbare” (hardly flammable) building materials according to DIN 4102, part 1 (May 1998) , suspended freely or with distance of >40 mm to same or other plain materials.

This test report includes 4 pages and 6 enclosures.

Remark: If the above mentioned building material is not used as product according to MBO § 2, Abs. 9, Ziffer 1, there is no need for a general building supervisory test report.

This test report is not valid if the examined building material is used as product in the meaning of state building prescriptions (MBO § 17, Abs. 3).

This test report does not replace an eventually necessary proof of applicability concerning building supervisory or building laws in the meaning of state building prescriptions. This has to be verified by:

- “allgemeine bauaufsichtliche Zulassung” (general building inspectorate approval) or by
- „allgemeines bauaufsichtliches Prüfzeugnis“ (general building inspectorate certificate) or by
- “Zustimmung im Einzelfall” (exceptional approval)

This test report can underlie building supervisory procedures

- for regular building products for the prescribed proofs of conformity
- for non regular building products for the needed proofs of applicability.

This test report must not be published and copied without preceding agreement of the test laboratory and if agreed, only during validity and unchanged concerning appearance and contents.

1. Description of test material in condition as delivered

PN 25993 and PN 26124 (additional delivery):

“Bray + print“ colour: green / white

-fabric consisting of 100% Polyester, flocked on one side-
side A: white, flocked / side B: green

characteristic values determined by the test laboratory:

area weight: about 393 g/m² thickness: about 0,64 mm

The testing laboratory is not provided with further details concerning composition of the tested building materials. Samples are deposited.

2. Preparation of samples

The samples were kept in climate chamber 23/50 until they reached constant weight.

3. Arrangement of samples mounting: freely suspended

#9391 flaming side A in warp direction
#9392 flaming side B in warp direction
#9395 flaming side B in weft direction
#9399 flaming side B in weft direction
#9441 flaming side B in weft direction

4. Date of test CW 34 and CW 36 in 2017

5. Results The test has been examined according to DIN 4102 (Mai 1998)

line no.	Measurement	Result with the tested specimen					Dim.
	Test number	#9391	#9392	#9395	#9399	#9441	
	flamed direction	warp	warp	weft	weft	weft	
	flamed side	A	B	B	B	B	
1	<u>Number of specimen arrangement</u> acc. to. DIN 4102/T15, schedule 1	1	1	1	1	1	
2	<u>Maximum flame height above bottom</u> edge of the specimen	60	60	80	80	70	cm
3	Time ¹⁾	0:25	0:12	0:16	0:18	0:19	min:s
4	<u>Burn through / melting</u> Time ¹⁾	0:07	0:05	0:04	0:04	0:08	min:s
	<u>Observations on the back side of the specimen</u>						
5	Flames / Glowing Time ¹⁾	./.	./.	./.	./.	./.	min:s
6	Change of color Time ¹⁾	./.	./.	./.	./.	./.	min:s
7	<u>Falling of burning droplets</u> Start ¹⁾	./.	./.	./.	./.	X	min:s
	Extent	./.	./.	./.	./.	0:29	
8	sporadic falling of burning droplets ²⁾	./.	./.	./.	./.	X	
9	continuous falling of burning droplets ²⁾	./.	./.	./.	./.	./.	min:s
10	<u>Falling of burning droplets</u> Start ¹⁾	./.	./.	./.	./.	./.	min:s
	Extent	./.	./.	./.	./.	./.	
11	sporadic falling of burning droplets ²⁾	./.	./.	./.	./.	./.	
12	continuous falling of burning droplets ²⁾	./.	./.	./.	./.	./.	

line no.	Measurement	Result with the tested specimen					Dim.
	Test number	#9391	#9392	#9395	#9399	#9441	
	flamed direction	warp A	warp B	weft B	weft B	weft B	
	flamed side						
13	<u>Afterflame time at the bottom of the sieve (max.)</u>	./.	./.	./.	./.	./.	min:s
14	<u>Impairment of the burner by dropping or falling material:</u> Time ¹⁾	./.	./.	./.	./.	./.	min:s
15	<u>Premature end of test</u> Final occurrence of burning at the specimen ¹⁾	./.	./.	./.	./.	./.	min:s
16	<u>Time of eventually end of test ¹⁾</u>	./.	./.	./.	./.	./.	min:s
17	<u>Afterflame after end of test</u> Time ¹⁾	./.	./.	./.	./.	./.	min:s
18	Number of specimen	./.	./.	./.	./.	./.	cm
19	Front side of specimen ²⁾	./.	./.	./.	./.	./.	
20	Back side of specimen ²⁾	./.	./.	./.	./.	./.	
21	flame length	./.	./.	./.	./.	./.	
22	<u>Afterglow after end of test</u> Time ¹⁾	./.	./.	./.	./.	./.	min:s
23	Number of specimen	./.	./.	./.	./.	./.	
	<u>Place of appearance</u>	./.	./.	./.	./.	./.	
24	Lower half of the specimen ²⁾	./.	./.	./.	./.	./.	
25	Upper half of the specimen ²⁾	./.	./.	./.	./.	./.	
26	Front side of specimen ²⁾	./.	./.	./.	./.	./.	
27	Back side of specimen ²⁾	./.	./.	./.	./.	./.	
28	<u>Density of smoke</u> ≤ 400 % * min	28	46	35	35	36	% * min
29	> 400 % * min ⁴⁾	./.	./.	./.	./.	./.	% * min
30	Diagram: encl. no.	1	2	3	4	5	
31	<u>Residual lengths: individual value ³⁾</u> Specimen 1 Specimen 2 Specimen 3 Specimen 4	57 55 54 56	43 45 40 43	43 32 32 33	37 41 34 35	42 39 33 39	cm cm cm cm
32	<u>Average value, individual test ³⁾</u>	56	43	35	37	38	
33	<u>Photo of specimen in enclosure no.</u>	1	2	3	4	5	
34	<u>Flue gas temperature</u> Maximum of average value	127	119	120	122	113	°C
35	Time ¹⁾	09:24	09:51	10:00	09:39	09:57	min:s
36	Diagram: encl. no.	1	2	3	4	5	
37	Remarks: - none -						

¹⁾ indication of times: from the begin of testing procedure ²⁾ checked off if applicable

³⁾ indication of carrier/foam layer separated in case of fire-proofing agents

⁴⁾ very strong development of smoke

6. Explanations concerning the testing procedure

none

7. Summary of results and additional establishments to Fire Behaviour

line no.	measurement test-no.	Result with the tested specimen					dim ensi on
		#9391	#9392	#9395	#9399	#9441	
	flamed direction flamed side	warp A	warp B	weft B	weft B	weft B	
1	residual length	56	43	35	37	38	cm
2	max. smoke temperature	127	119	120	122	113	°C
3	density of smoke - integral	28	46	35	35	36	%min
4	remarks: none						

According to DIN 4102, part 1, "schwerentflammbare" (hardly flammable) building materials must meet the requirements of class B2.

Pursuant to additional tests in the ignitability apparatus this can be determined (appendix 6).

8. Special remarks


- This report is only valid for the material as described under paragraph 1. In combination with other materials or with additional coatings or grounds etc. the burning behaviour may differ.
- This test report is not valid for the exposure to outdoor climate conditions, washing or cleaning with chemicals.
- This test report is not valid, as soon as the fabric is used as a building product in the sense of the "Landesbauordnungen" (state building requirements, MBO § 17, par. 3).
- This test report is no substitute for a General Building Inspectorate Certificate.
- This test report is granted without prejudice to the rights of third parties, im particular private proprietary rights.
- For legal interests only the German original version is relevant.
- In General Building Inspectorates procedures this test report can be based for
 - regular building materials for the required proof of accordance
 - for not regular building materials for the required proof of applicability

9. Validity

This test report is valid until the mentioned date on page 1. The test report becomes invalid in case the standards on which the tests are based are changed.

Fladungen, 05.09.2017

clerk in charge



(Dipl.-Ing.(FH) Jürgen Hammer)



Head of the test laboratory:


(Dipl.-Ing.(FH) Andreas Hoch)

„Brandschacht“-test #9391

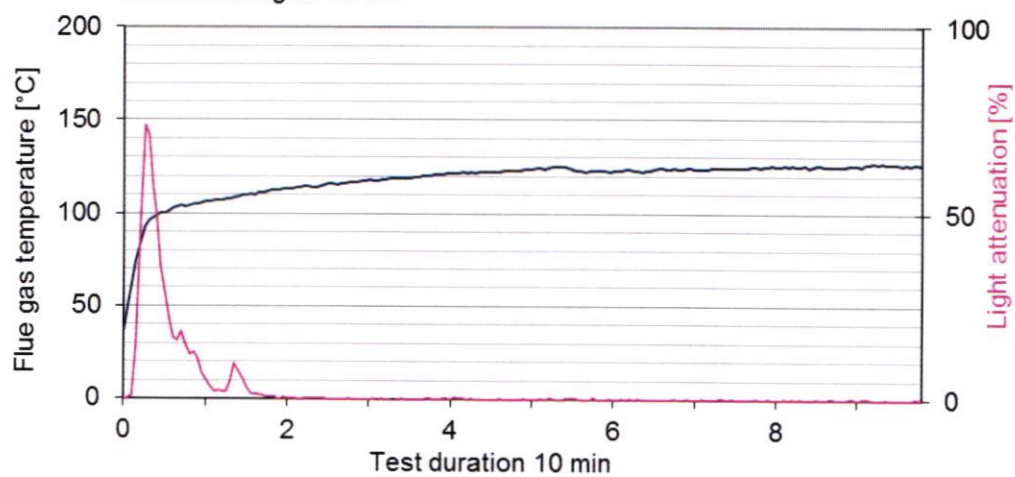


measurement


#9391, PN25993: VESCOM, "Bray+print", A+K

Max. flue temperature: 127°C, Smoke density integral: 28%min

Residual length: 56 cm



„Brandschacht“-test #9392

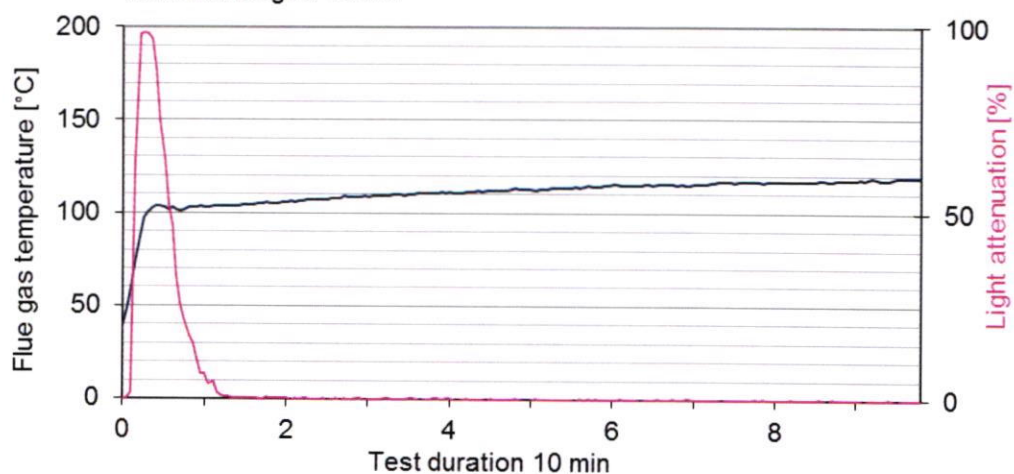


measurement

#9392, PN25993: VESCOM, "Bray+print", B+K

Max. flue temperature: 119°C, Smoke density integral: 46%min

Residual length: 43 cm



„Brandschacht“-test #9395

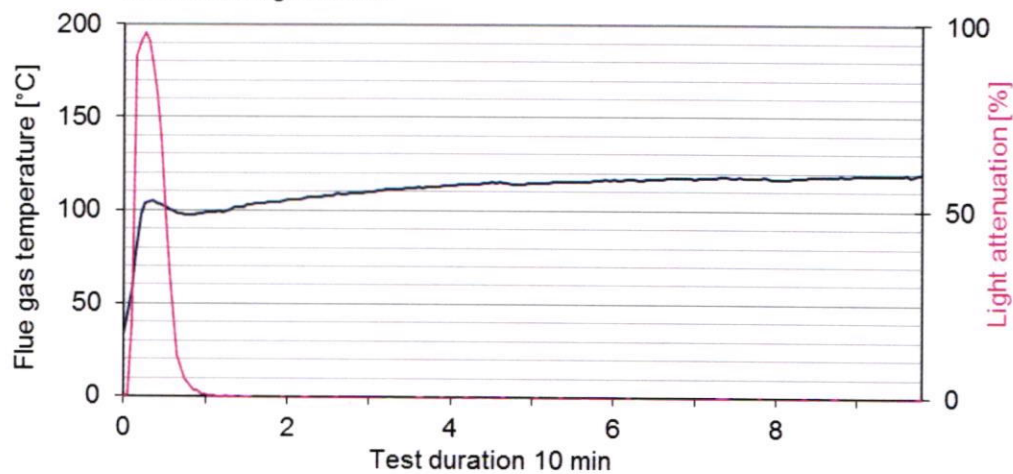


measurement


#9395, PN25993: VESCOM, "Bray+print", B+S

Max. flue temperature: 120°C, Smoke density integral: 35%min

Residual length: 35 cm



„Brandschacht“-test #9399

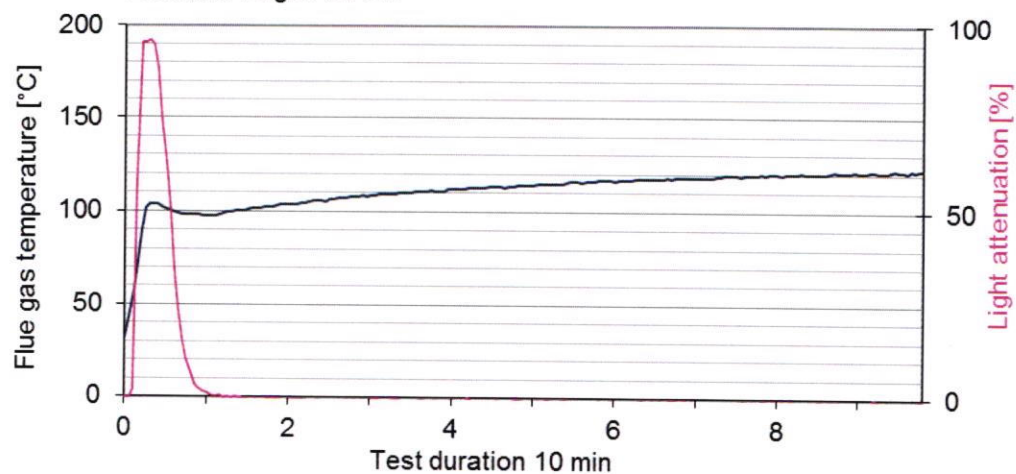


measurement

#9399, PN25993: VESCOM, "Bray+print", B+S

Max. flue temperature: 122°C, Smoke density integral: 35%min

Residual length: 37 cm



„Brandschacht“-test #9441

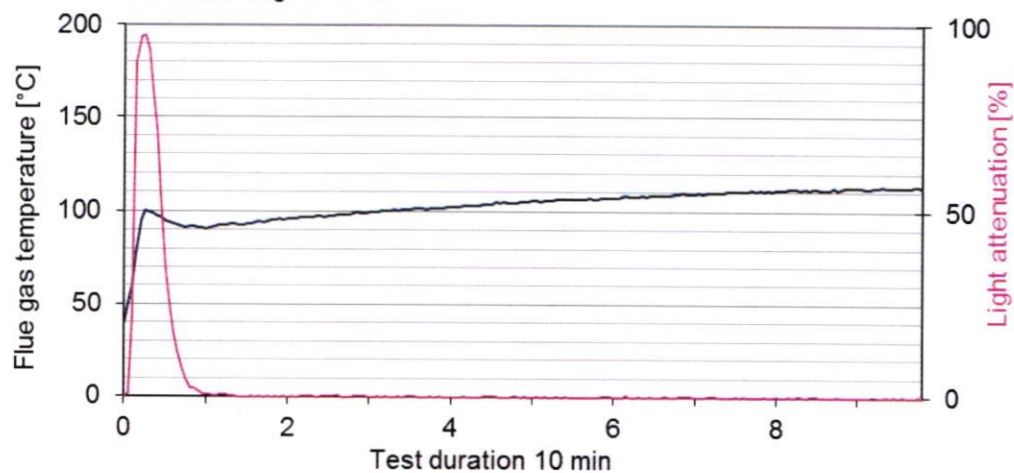


measurement

#9441, PN25993: VESCOM, "Bray+print", B+S

Max. flue temperature: 113°C, Smoke density integral: 36%min

Residual length: 38 cm



**Test for normal flammability
classifying B2 according to DIN 4102**

1. Description of test material in condition as delivered look at page 2
2. Preparation of samples
Out of the material there have been cut samples for the ignitability apparatus.
The samples were kept in a climate 23/50 until they reached constant weight.
3. Arrangement of samples -freely suspended-
Flaming in warp and weft direction / side A and side B
4. Date of test CW 33 in 2017
5. Results

PN 25993: flaming side A in warp direction	surface-test						edge-test						Dim
samples no.	1	2	3	4	5	6	1	2	3	4	5	6	
ignition ¹⁾	8	8	5	6	5	--	1	--	--	--	--	--	s
reaching the mark of measurement ¹⁾²⁾	-/-	-/-	-/-	-/-	-/-	--	-/-	--	--	--	--	--	s
max. flame height	9	9	13	14	13	--	10	--	--	--	--	--	cm
time	14	13	15	15	16	--	8	--	--	--	--	--	
self cessation of the flames end of afterflame ¹⁾	16	16	18	25	17	--	13	--	--	--	--	--	s
end of glowing ¹⁾	33	24	34	43	32	--	27	--	--	--	--	--	s
flames were extinguished after ¹⁾	-/-	-/-	-/-	-/-	-/-	--	-/-	--	--	--	--	--	
smoke development (visual)	very heavy						very heavy						./.
dropping of burning material during 20 s ¹⁾	-/-	-/-	-/-	-/-	-/-	--	-/-	--	--	--	--	--	s
Appearance after test: burned out till max. height 8 cm x width 3 cm													

PN 25993: additional tests	edge-test						surface-test						Dim
samples no.	1	2	3	4	5	6	1	2	3	4	5	6	
ignition ¹⁾	1	1	1	--	--	--	4	4	4	--	--	--	s
reaching the mark of measurement ¹⁾²⁾	-/-	-/-	-/-	--	--	--	-/-	-/-	-/-	--	--	--	s
max. flame height	11	9	9	--	--	--	10	10	10	--	--	--	cm
time	12	7	6	--	--	--	10	15	11	--	--	--	
self cessation of the flames end of afterflame ¹⁾	12	13	18	--	--	--	19	16	16	--	--	--	s
end of glowing ¹⁾	26	32	31	--	--	--	-/-	37	-/-	--	--	--	s
flames were extinguished after ¹⁾	-/-	-/-	-/-	--	--	--	-/-	-/-	-/-	--	--	--	s
smoke development (visual)	very heavy						very heavy						
dropping of burning material during 20 s ¹⁾	-/-	-/-	-/-	--	--	--	-/-	-/-	-/-	--	--	--	s
Appearance after test: burned out till max. height 8cm x width 3cm													

¹⁾ time mentioned from the beginning of the test ²⁾ during 20 Sec -/- no appearance -- no information

6. Remarks and explanations to the testing procedure - none -
7. Opinion concerning the dropping of burning material

The test for normal flammability shows no burning dripping material.